




CalEPPC News

A quarterly
publication
of the California
Exotic Pest Plant Council

Volume 4 • Number 3

Summer/Fall 1996



IN THIS ISSUE

President's Message
by Carla Bossard p. 3

A French Broom Control
Greg Archbald p. 4

1996 CalEPPC
Election Results p. 6

Saltcedar Management
Workshop p. 7

Ehrharta erecta: Sneak
Attack in the Making... p. 8


Letters to the Editor .. p. 11

Habitat Restoration Team volunteers
bashing broom at Dipsea Knoll by Stinson
Beach. Photo by Maria Alvarez.

Who We Are

CalEPPC NEWS is published quarterly by the California Exotic Pest Plant Council, a non-profit organization. The objects of the organization are to:

- Ψ provide a focus for issues and concerns regarding exotic pest plants in California;
- Ψ facilitate communication and the exchange of information regarding all aspects of exotic pest plant control and management;
- Ψ provide a forum where all interested parties may participate in meetings and share in the benefits from the information generated by this council;
- Ψ promote public understanding regarding exotic pest plants and their control;
- Ψ serve as an advisory council regarding funding, research, management and control of exotic pest plants;
- Ψ facilitate action campaigns to monitor and control exotic pest plants in California; and
- Ψ review incipient and potential pest plant management problems and activities and provide relevant information to interested parties.



Please Note:

The California Exotic Pest Plant Council is a California 501(c)3 non-profit, public benefit corporation organized to provide a focus for issues and concerns regarding exotic pest plants in California, and is recognized under federal and state tax laws a qualified donee for tax deductible charitable contributions.

1996 CalEPPC Officers and Board Members

Officers

President	Carla Bossard	St. Mary's College, Dept. Of Biology, P.O. Box 4507, Moraga, CA 94575; 916.758.1602; email: egbossard@aol.com
Vice-president	Ann Howald	210 Chestnut Ave., Sonoma, CA 95476; 707.939.0775
Secretary	Mike Kelly	11875 River Rim Rd., San Diego, CA 92126; 619.566.6489; email: mkellysd@aol.com
Treasurer	Mike Pitcairn	CDFA, 3288 Meadowview Road, Sacramento, CA 95832; 916.262.2049; email:mpitcairn@smt1.dfa.ca.gov
Past-president	John Randall	TNC Wildland Weeds Mgmt., UC Section of Plant Biology, Davis, CA 95616; 916.754.8890; email: jarandall@ucdavis.edu

Board Members whose terms expire December 31, 1997

Editor	Sally Davis	31872 Joshua Dr., #25D, Trabuco Canyon, CA 92679; 714.888.8347; email: sallydavis@aol.com
	Nelroy Jackson	400 So. Ramona Ave., No 212H, Corona, CA 91719; 909.279.7787; email: nejack@ccmail.monsanto.com
	Jeff Lovich	NBS, 635-500 Garnet Ave., No. Palm Springs, CA 92258; 619.251.4823; email: jeffrey_lovich@nbs.gov

Board Members whose terms expire December 31, 1996

	Greg Archbald	GGNPA, Fort Mason, Bldg. 201, San Fran- cisco, CA 94123; 415.673.4067, Ext. 25; email: greg_archbald@ggnpa.org
	David Boyd	CA Dept. Parks & Rec., 1455-A East Fran- cisco Blvd., San Rafael, CA 94901; 916.358.2952
	Steve Harris	P.O. Box 341, Arcata, CA 95518-0341; 707.826.2709; email: sharris@igc.apc.org

Working Group Chairpersons

Biocontrol	George Molnar	415.491.2677
CalEPPC Newsletter	Sally Davis	714.888.8347
Database	Steve Harris	707.826.2709
Federal Noxious Weed Act	Michael Parker	510.792.0222
Membership	Sally Davis	916.921.5911
Nursery growers/landscape architects liaison	Dan Songster	714.895.8161
Press relations/publications	Jake Sigg	415.731.3028
Public officials seminars	Joel Trumbo	916.355.0128
Slide Collection	Tony Bomkamp	714.250.5555
Species Mgmt & Control:		
Arundo	Nelroy Jackson	909.279.7787
Brooms	Carla Bossard	916.758.1602
German ivy/hoary cress	Dave Chipping and Greg Archbald	805.528.0362 415.673.4067, Ext. 25
Lepidium	Joel Trumbo	916.355.0128
Pampas grass	Quentin Griffiths	510.235.6501
Yellow starthistle	Mike Pitcairn	916.262.2049
Tamarisk	Bill Neil	713.287.5246
	and Jeff Lovich	619.251.4823

Presidents Message

Carla Bossard, President

It is still green so what are you worried about?

In the course of speaking to various public groups and my own friends, neighbors and students about invasive plant species I get asked the above question frequently. I have even, myself, on occasion, looked out over the graceful waves of Eurasian annual grasses covering hills leading into the central valley, seen the expansive yellow-broom blossom-covered slopes of Mount Tamalpais, or been awed by the day-glo colors of iceplant bloom-covered coast around Monterey Bay and thought --- if its still photosynthesizing and looks so pretty, does it REALLY matter what species are there? Perhaps you have had similar experiences or been stuck for an response when asked the title question.

Unfortunately, pretty or not, all plants are not equal. Peter Vitousek, Carla D'Antonio, Lloyd Loope and Randy Westbrooks in their article, *Biological Invasions as Global Change*, American Scientist, 1996, Vol. 84, cite several reasons why exotic species are cause for our concern and action.

1. Exotic species reduce biological diversity. When a site becomes occupied by an exotic invasion plant monoculture, the local populations of the myriad species of plants previously on that site and the micro and macro faunal species dependent on them become depleted or locally extinct, resulting in a loss to each of those species' gene pools.

2. Invaders alter ecosystem processes. They can alter nutrient cycling, soil quality, productivity, water availability and increase the frequency of fires. Such ecosystem changes can prevent successful re-establishment of previously existing biological communities even after the exotic invasive plant species is removed.


3. Exotic plant species can be expensive. Rangelands and commercial forest's lose millions of dollars annually due to yields reduced by competition from exotic plants and the necessity for expensive control efforts. Conservation investments are devalued when preserves and refuges lose critical forage species to displacement by exotic plants species that are not usable as forage.

4. Newly arrived exotic plant species can carry diseases to which native species have no resistance. Chestnut and elms trees were almost eliminated from their former broad ranges in the eastern United States by imported diseases.

The first step in slowing the arrival of the "homocene" here In California is to make your friends, neighbors and acquaintances aware that colonization of wildlands by species of exotic invasive plants IS something to worry about.

**“Rangelands
and commercial
forests lose
millions of
dollars yearly”**

Carla Bossard
CalEPPC President



A French Broom Control Method

Greg Archbald, Golden Gate National Parks Association

Some twenty years ago I met French broom. It was crowding around the house where I lived in Mill Valley, California, and I was worried about the fire hazard. Ecological concerns came later. My early attempts at control were primitive. Since then, I've tried many things, have worked and talked with many people, and have come up with a favorite mechanical control method I would like to share here.

I am grateful for the shared experience of others, on which this method is based, and particularly to Dr. Carla Bossard whose landmark studies of Scotch broom provided the basis for the timing and cutting elements of this method. It is quite encouraging that more scientists, land managers and homeowners than ever before are out there gaining experience, experimenting and sharing what they learn, and that we have CalEPPC to spread the word. There is hope.

In addition to insights from the studies of Dr. Bossard, my method comes out of my experience with the Habitat Restoration Team in the Golden Gate National Recreation Area and, most specifically, from volunteer work I have done on a Marin County Open Space District preserve called Alto Bowl behind my present home. Over the past three years I have developed and refined this method to clear large patches of broom in my spare time after work and on weekends, usually on my own but sometimes organizing neighbors to help out.

This method is most applicable to disturbed, open grasslands (with mostly exotic annual grasses) where French broom can be at its most aggressive. In my work at Alto Bowl, the main site is a south-facing slope several acres in size with scattered groves of coast live oak and some coyote brush. Soil is heavy clay to somewhat loamy, with little rocky material. Annual rainfall is usually over 20" and there are few hard, dry places. The French broom itself has ranged from stands of young plants with small diameter stems to horrible tangles of old or dead broom. Changes in these factors at your own site, of course, would have a bearing on how well this method will work for you.

In a Nutshell

Here are the key steps:

- Cut broom at or below ground level, in late July or August, *after broom has gone to seed and soil moisture is at a seasonal low.*
- Then, *remove the cut broom from the infested site* taking the following steps (or the alternatives noted):
 - (a) Arrange cut broom with stems parallel, in bundles that can be carried. (Alternatively, rake cut broom into small piles using a manure fork or potato rake.)
 - (b) Make large compact brush piles with bundles of cut broom. Locate brush piles on the site in locations that minimize visual impact and fire hazard. (Alternatively, place raked piles of broom on tarps and carry broom to a debris box, or make loose brush piles in appropriate places on site for spring burning after broom is well cured.)¹



Photo: Maria Alvarez

- *Next summer, after grasses are dry and have dispersed their seed, destroy new French broom seedlings by mowing as described below. Repeat in following seasons until seed bank is exhausted.*

Comments

The point of cutting in late July or August (or as late as September or early October) is to deprive broom plants of their ability to synthesize nutrients at a time when stored energy reserves in the root system are at their lowest. For broom with stem diameters up to 1" (2.5 cm) I use a heavy-duty gasoline-powered brushcutter with a *four-pointed* metal blade, getting the blade right

down on the soil, or even slightly into the soil.ⁱⁱ This is hell on blades but worth the price in high mortality of broom. (I keep over a half dozen blades on hand, continuously sharpening them over the season using a bench grinder and hand files.) If broom stems are greater than 1" in diameter, it is best to use an 80-tooth blade or forest clearing blade on the brushcutter.

Experienced broom bashers will cringe, as I first did, at the thought of letting the broom go to seed before dealing with it. My advice is to force yourself. You want those plants to deplete their energy reserves before you cut them. After all, the seed bank will be depleted just one year later than if you had not allowed that first year's seed to fall. If you absolutely cannot allow first year seed to fall, I recommend that you cut the broom when you can, regardless of season, making certain to remove the cut broom from the infested site by one of the methods mentioned above. More broom will resprout from the cut stumps, but the resprouts can either be cut back during late summer using a brushcutter with four-pointed blade or by spraying with spot applications of an herbicide like Roundup® or Garlon™ using a backpack sprayer.

The reason for removing the initially cut mature broom from the infested site is to clear the way for exhausting the seed bank. Getting the broom out of the way is the critical step that makes it easy to control the massive flush of broom seedlings that often emerges after mature broom is cut.

By summer, following your initial removal of mature broom, many seedlings will be up to 6" tall with very slender stems. They are quite vulnerable at this stage. I have caused near 100% mortality of seedlings by mowing them (along with dried grass) with my brushcutter blade in summer following mature broom removal. To make sure the broom plants will die, I put the blade right onto the ground and wiggle the blade back and forth to slash through the seedling stems at or below the root crown level. Seedlings and resprouts are small and can be left where cut. To eliminate the seed bank completely, annual follow-up is absolutely essential. I have found that using a *three*-pointed metal

blade on the brushcutter is best for this follow-up mowing. It does the mowing job quite well and is more quickly sharpened than a four-pointed blade.

If stacking cut broom in compact piles on your site is possible, it solves the broom disposal problem in a simple, cost-effective way with minimal impact to the site. Cut broom decomposes fairly rapidly when stacked in this manner, the pile growing smaller each year. If you choose to make and leave compact broom piles, you will find that making composting piles is something of an art form. In general, take care to lay all stems down parallel, snap or lop curving branches to create more straight pieces, and keep walking over the pile to compress it down. I usually tuck such a pile in a low spot in the terrain or out of sight behind a tree, shrub line, or other visual barrier. Visitors usually accept this well.

One possible drawback of removing mature broom from where it was cut is exposure of the site to erosion, particularly in cases where a long-standing broom monoculture has eliminated most grasses and forbs. Leaving cut broom scattered on site as mulch may reduce erosion, but it will also make it very difficult to reduce the seed bank in subsequent seasons. You lose the advantage of easy seedling control using a brushcutter and are forced into some other method of dealing with continued generation of new broom from the seed bank.

“Experienced broom bashers will cringe at the thought of letting the broom go to seed before dealing with it.”

If you want to retain the advantages of the French broom control method suggested here, select an erosion control technique that, (1) leaves the seed bank free to proliferate, and (2) either leaves the surface free of obstacles in discrete sections or can be easily cleared for brushcutter work on seedlings. One erosion control technique meeting both of these conditions, for example, has been used successfully in the Golden Gate National Recreation Area. Pulled (or cut) French broom of medium size is tied into small bundles and staked along contour

lines at intervals as brush bars. Erosion is reduced and clear areas between brush bar lines afford the opportunity of easy follow-up.

Finally, you will of course want to take special care if you have native plants on site that need protection. I go

Continued on next page

A French Broom Control Method (Cont'd)

slowly with my brushcutter, stopping when I see a young coyote brush plant or an oak seedling. It's pretty easy to notice them in late summer since nearly everything else except the broom seedlings and a few other perennial species has dried out and gone to seed. I leave small islands of uncut broom around the plants I want to save. Then I come back in winter when the ground is soft and pull the broom by hand or with a Weed Wrench™ tool. I also mark tree seedlings and small forbs with field flags to help me see and avoid them when I am mowing.

Conclusion

The mechanical control method described here is the best I have found to date. It offers an efficient way to remove mature French broom populations, and a very easy way to exhaust the seed bank in successive seasons. I hope you will experiment with it, argue with it or even ignore it if you have a better method. But whatever you do, share your thoughts and methods with the rest of us through the CalEPPC newsletter. Keep progress (and hope) alive.

Notes

¹ An alternative for broom disposal is burning cut broom in place as part of a controlled burn. State Park Resource Ecologist David Boyd has used this method to good effect at Mt. Tamalpais State Park in Marin County. Controlled burning, if done right, can also have the advantage of killing some broom seeds and/or stimulating a large flush of seedlings after the burn, thus helping to reduce the seed bank more quickly. Chipping cut broom is also a possible disposal alternative, but great care should be taken to avoid re-infesting your site or another with chipped material that includes broom seed. If you use chipping as a disposal method, cut the broom and chip it *before* it has viable seeds. The safest use of chipped material containing viable seed is disposal in a land fill.

ⁱⁱ The four-pointed blade, in my experience, does a better job of cutting thick broom than a three-pointed blade. It is important to do this at high RPMs and with a sharp blade to reduce the likelihood of damage to the brushcutter gear head. I turn the blade over after running just one tank of gas in the brushcutter, never using the blade for more than one tank per side. This keeps the blade from getting too dull. It is much easier to sharpen and will last longer. Another reason for using the four-pointed blade to cut mature broom is that it seems to eject fewer cut pieces back and upward at the operator than the three-pointed blade. I use chainsaw chaps and gloves, helmet with ear and eye protection, and a kerchief around my neck to protect myself from flying cut pieces, rocks and noise.

1996 CalEPPC Election Results

Mike Kelly, Secretary

We have the results of two elections to report. First, in our annual balloting the membership voted into office the following officers whose terms begin January 1, 1997:

President Ann Howald
 Vice-president Mike Kelly
 Secretary John Randall
 Treasurer Mike Pitcairn

There was actually a contested race for the first time in several years for the Board of Directors. Greg Archbald, Carl Bell, and Steve Harris were elected to two-year terms beginning January 1, 1997. Greg and Steve are veterans of the board, while Carl will be serving his first term.

The CalEPPC Bylaws were amended by a vote of the membership at the October 4 - 6th annual meeting in held in San Diego to expand the Board of Directors from 6 members to 10 members. Under the bylaws, half the director seats are up for election in alternating years. Elected to the board to serve an initial two-year term were Joe Balciunas and Joe DiTomaso.

Elected to serve an initial one-year term were Jo Kitz and Stella Humphries. Rumors that future candidates are changing their first names to Jo(e) are probably unfounded. In the future, five members at-large will be elected in even-numbered years and five members at-large will be elected in odd-numbered years.

At-large board members whose terms expire Dec. 31, 1997:

Sally Davis
 Stella Humphries
 Nelroy Jackson
 Jo Kitz
 Jeffrey Lovich

At-large board members whose terms expire Dec. 31, 1998:

Greg Archbald
 Joe Balciunas
 Carl Bell
 Joe DiTomaso
 Steve Harris

The Saltcedar Management Workshop

Carl E. Bell, Weed Science Farm Advisor, UC Cooperative Extension, Imperial County

The Saltcedar Management Workshop, held June 12, 1996 at the Marriott Rancho Las Palmas Resort in Rancho Mirage, was a huge success, attracting more than 150 people from 10 western states. Nine federal agencies were represented, along with four Native American tribes, four state agencies from California and Arizona, numerous local government entities, private consultants, pest control advisors, landscape and nursery businesses, three NGO's (nongovernmental organizations), and three universities. The subject of saltcedar was covered from beginning to end, with descriptions of its history, biology, and successful control tactics and projects elucidated by experts over the course of the day. The extent and severity of the saltcedar problem in the western US is apparent by the interest shown in this workshop. This workshop was co-sponsored by CalEPPC and the University of California Cooperative Extension offices in Imperial County and UC Davis Weed Science.



Saltcedar (*Tamarix ramosissima*)

The Saltcedar Management Workshop took place because of a grant obtained by Carl Bell from the USDA Renewable Resources Extension Act. The objectives of the grant were to gather saltcedar experts together to present a workshop and to produce a brochure describing saltcedar and the its threat to natural areas of the western United States. The workshop was a direct result of the hard work and thoughtful input by the organizing committee. The core group of this committee is the Tamarisk Working Group of CalEPPC. These people came together one day last March, and in two hours, outlined the entire workshop and suggested most of the speakers. Many of the committee members were also speakers at the workshop.

Copies of the proceedings are now available. To order, mail a check, payable to the Ag Extension Trust Fund in the amount of \$10.00 per copy to: Carl E. Bell, Cooperative Extension, 1050 E. Holton Rd., Holtville, CA 92250. The papers included in the proceedings should serve as an excellent reference both for workshop attendees and to those who could not join us in Rancho Mirage. Proceedings Editors are Joe DiTomaso and Carl E. Bell.

CalEPPC *Symposium '97*

Mark your calendars to reserve Columbus Day weekend, the second weekend in October 1997, for CalEPPC *Symposium '97*. In order to keep room charges affordable (\$78.00/night) in the Bay Area, the CalEPPC Board of Directors has selected the Sheraton Concord for the next meeting. Concord is accessible by BART, and air transportation is available through Oakland. The Program Committee is planning an informative and entertaining program. If you would like to assist in the planning process, please contact Ann Howald at 707.939.0775.

Ehrharta erecta: Sneak Attack in the Making?

Jake Sigg

The Spring '96 issue of *CalEPPC News* contained an article entitled "What? Another Ehrharta?" precisely the title I had chosen for this article--until I started writing and discovered that my purpose in writing the article was different from what I thought it was going to be. I am not sounding the alarm as yet for another pest plant because I don't know at this time how serious is the threat. However, the subject plant has certain ominous traits that make me uneasy. You may note an atmosphere of ambivalence in this article--anxious dread alternating with uncertainty. The fact that the plant has escaped attention so far may be only a tribute to its stealth--it has been insidiously proliferating for half a century while we have been blissfully ignoring it.

The subject of my article, *Ehrharta erecta*, which I shall thereafter refer to as ehrharta, was the first of its genus reported in California. The urbanized Bay Area was evidently ehrharta's center of distribution and it is now frequently encountered in its wildlands, distributed throughout the greater San Francisco Bay area.

Why am I focusing on this one plant of all the plants menacing California wild areas? Ehrharta's tough, matted, fibrous root system generates decumbent to ascending jointed stems. The decumbent stems go into and through adjacent plants, depositing seed on the other side, and the ascending ones clamber over the sides and tops, smothering ehrharta's neighbors. The tiny flowers and seeds hug the outermost reaches of thin stems and branches.

Carrying seed at the extremities of decumbent culms is a strategy that allows it to deposit seed a half-meter from the parent. This trait, in combination with prodigious tillering and the ability to root at nodes, assures a

dense turf which is too tight to allow seed of other plants to germinate and grow. When a niche is vacated, ehrharta is the first to move in. Seedlings mysteriously appear from nowhere. Once it gains territory, it seems to never yield it.

This combination of strategies, if holding true over time, will be reason to take the plant seriously, despite the undramatic nature of the strategies. Ehrharta's distribution system is unknown to me. I find it in surprising places that stymie logical explanation. Tiny seed is doubtless blown over surfaces by wind, but how does it spontaneously appear in the midst of a vegetational community? If the tiny seed were eaten by birds, there would be nothing left to defecate.



Ehrharta erecta,
Nancy Baron

Roads and trails are notorious corridors for invasion by weeds, giving exotics the ability to penetrate otherwise resistant native communities. For example, in the Douglas fir forest of Point Reyes National Seashore with its dense and thriving huckleberry (*Vaccinium ovatum*) understory, ehrharta lines many miles of single-track hiking trails. Two feet out from the trail is healthy native habitat.

Whenever a shrub or tree dies or is toppled, ehrharta claims the niche. What will happen when the area burns? When an infested area does burn, I fear an exponential expansion of the usurper. Disturbance, including natural disturbance, favors weeds.

This perennial grass has a wide tolerance range. On the coast, it grows on hot, dry banks or in deep shade; it grows in pure sand; in heavy soils; in soils that stay waterlogged for extended periods (thus a threat to wetlands); in thin, rocky soils; and in cracks in vertical rock faces. (I found one plant growing high on a north-facing, solid uncracked concrete wall. An ehrharta seed had found a little pore space to lodge in. How did the seed get there? How does the plant survive?)

Continued next page

Summer fog drip causes it to burgeon and proliferate, displacing native communities, even though it does so subtly and surreptitiously. Its seed will germinate in low-light conditions and the plant will grow up through several feet of overlying plants (such as dense prostrate junipers) triumphantly displaying seed-bearing culms porcupine-like in the bright sunshine. Although CalEPPC is concerned with natural areas, *ehrharta*'s behavior in urban environments illustrates its essential character. It moves down San Francisco's streets, taking block after block, appropriating every crack in the sidewalk. This domineering plant crowds out dandelions, knotweed, oxalis, foxtail barley, and other formerly invincible baddies (see Hitchcock quote, below). Are our coastal

cities, formerly sporting a diverse weed flora, to become *ehrharta* monocultures? What will happen when this irresistible force meets an immovable object—say broom, pampas grass, or German ivy? King Kong vs. Godzilla—see me for tickets.

Munz listed *Ehrharta erecta* (as the only species under *Ehrharta* in his 1959 *A California Flora*) as adventive in California -- "Naturalized on the Berkeley campus of the University of California. Introduced from South Africa," and

added *E. calycina* in the 1968 supplement. Hitchcock, in *Manual of the Grasses of the United States* (1950), stated that it had "Escaped, Berkeley, CA (evidently from the campus of the University of California). . .Shows considerable competitive ability and may become of value in replacing some of the troublesome weeds." *The Jepson Manual of Higher Plants of California* (1993) listed its distribution as "eastern San Francisco Bay.....and Santa Barbara and Ventura counties."

In the article cited in my opening sentence, Claire Brey reports *ehrharta* in the San Diego area, although she states "...I do not see *E. erecta* as large a threat as *E. longiflora*." J.C. Willis, in *A Dictionary of the Flowering Plants and Ferns*, remarks on the genus

ehrharta "...as useful pasture grasses for sandy soil." The genus occurs in New Zealand and a few islands, but it is concentrated in South Africa, origin of all the *ehrharta* plants in California.

Willis' remark about the genus' ability to thrive in sandy soils, the known distribution near the coast, and its predilection for fog indicates it may remain solely a coastal problem, especially the north and central coasts. I would appreciate reports of sightings from areas other than the San Francisco Bay Area and San Diego, particularly in natural areas.

Jake Sigg

338 Ortega, San Francisco, CA 94122
415-731-3028

CAN YOU TOP THIS?

Bob Wright, Site Stewardship Program Coordinator, Golden Gate National Parks Association

Late on the afternoon of August 29th I was out removing Pampas grass seed plumes from the Wolfback Ridge stewardship site in the Marin Headlands overlooking San Francisco bay. Suddenly, I came across an individual Pampas grass plant that was extensively endowed with seed plumes. The plant was only about one meter in diameter and was growing on a south-easterly facing slope amidst coyote bush, California sage, and California bee plant. Much to my surprise, I cut down and counted 104 individual seed plumes from this single plant! Considering that seed density has been estimated as high as 100,000 per plume, this individual plant had the potential to release 10 million seeds! Good thing I got there in time. (The plumes were bagged and removed from the site. I'll burn them in my fireplace this winter when they can't do any damage.)

Editor's Note: If you have a story to top this, please drop a line to CalEPPC News and we'll keep the fireside stories going.



Ehrharta erecta,
Nancy Baron

CalEPPC Sponsors & New Members

1996 Corporate Sponsors: Individuals or Organizations who have contributed \$100 or more to CalEPPC

Affinis
Barrie Coate and Associates
California Native Plant Society
Caltrans Environmental Programs
DowElanco
Elizabeth Crispin
Hedgerow Farms
The Huntington Library
Jones & Stokes Associates
Monsanto Company

National Biological Service
The Nature Conservancy
Redwood National Park
Resource Management International
SePro
Strybing Arboretum
Transportation Corridor Agencies
Tree of Life Nursery
Wilbur-Ellis

CalEPPC would like to welcome the following people who have joined in the months from June through October 1996:

Donald Anthrop
Douglas Anthrop
Phil Armstrong
Victoria Ausen
Gladys Baird
Tim Baldwin
Christy Barton
Forrest Barton
Pat Bily
Holly Boessow
Tony Bomkamp
Amanda Boose
David Boose
Brent Boutwell
Dan Brimm
Cynthia Brown
Marie Bruegmann
Philip Bunch
Erick Burres
John Callaway
Pedro Campos
George Cantrell
Ralph Carhart
Ann Carr
John Caruana
Michelle Caruana
Charles Chimera
Sandra Cleisz
Kim Cooper
Donna Daniels
Cathy Darling
Barkley Dean
Scott Delman
Sandra DeSimone
John Dixon
Robert Dixon
Mark Doder
John Dolan

David Dyer
Bob Eisele
Rick Eisenbart
William Everett
Pete Famolaro
Erin Fernandez
Genie Fleming
David Flietner
Patty Forbes
Lynne Fritz
John Fulton
John Gray
Grey
Denis Griffin
Richard Griffiths
Mary Ann Griggs
Marcia Gross
Christine Hagelin
Jeannette Halderman
Tim Halley
Jim Hanson
Sylvia Haultain
Susan Hector
Martha Hollis
Everett Hollis, Jr.
Tyson Holmes
Jodie Holt
Melissa Howe
Stella Humphries
Gigi Hurst-Wallace
Alissa Ing
Jodi Isaacs
Edith Jacobsen
Jepson Herbarium
James Johnson
Paul Johnson
Steve Junak
Jeff Justus

Isabelle Kay
Keep the Sespe Wild
Troy Kelly
Charles Kerns
Marla Knight
Carol Knipper
Jeannine Koshear
Fred Kramer
Paul Kucharczyk
Martin Lane
Bill Lawrence
Amy Leverett
Pam Lindsey
Richard Lis
Viviane Marquez
Kim Marsden
David Martinez
Sharon McKelvey
Gary Medeiros
Yolanda Molette
Mike Mulligan
Allan Muth
Jason Nelson
Frank Ohrmund
Jonathan Oldham
Steve Patterson
Laura Perry
Arnold Peterson
Mary Petrilli
Cathy Presmyk
Deborah Pudoff
Cathy Ragle
Theresa Rangus
Claudia Reid
Jacqueline Rice
Kevin Rice
Don Rideout
Rick Riefner

Jane Rodgers
Donald Rodrigues
Bruce Rudd
Adrienne Russell
Gayle Saldana
Herman Saldana
Jan Schachter
Don Schad
Christina Schaefer
Gerry Scheid
Stephen Schroeter
Leslie Seiger
Cynthia Shafer
Julie Sherrod
Mike Sherrod
Holly Smit
Victor Smothers
Roger Sonnenburg
Lisa Stallings
Joan Stewart
Bryan X. Thompson
Anne Marie Tipton
Craig Trammell
Alison Tschohl
Mike Vasey
Julia Verville
Bill Wagner
John Walton
Caroline Warren
Susan Welker
Bruce West
Patrick Wilhelm
Judith Windt
Thom Winter
Lisa Wood
Paul Zellman

Letters to the Editor

To our fellow CalEPPC members:

We want to thank all of you, particularly the Organizing Committee, for making the recent CalEPPC annual symposium one of the best attended and most instructive meetings yet. We appreciated the talks, field trips, and working group sessions, but especially the opportunity to engage with our fellow workers in more informal ways.

Nevertheless, we found ourselves increasingly uncomfortable with the amount of time devoted to chemical control of invasives. We have no quarrel with the judicious use of herbicides, nor do we wish to engage in a debate about the toxicology of certain herbicides. Our concern here is merely with balance. Four of the nine talks on the last afternoon of the symposium were devoted to chemical control methods, whereas only one talk all weekend dealt with increasing public support for stewardship.

In our experience, community-based stewardship programs have demonstrated that mechanical removal is not only an effective control method for some invasive species, but also a tremendously potent way of increasing public awareness about the ecological effects of invasive weeds. Every volunteer who removes invasives receives, in effect, several hours of instruction about ecologically disastrous pest plants and the Herculean efforts required to rectify decades of neglect. With time, this information diffuses out into the community, slowly at first but increasing in volume as the number of volunteers multiplies. Long-term volunteers often become advocates in public meetings for proper stewardship of natural areas, arguing against threats to wildlands that they have devoted so much sweat and time to saving.

In sum, volunteers who have become emotionally invested in stewardship of public lands, and who are willing to back up that commitment with strenuous activity, are our best possible allies in the struggle against the spread of exotic pest plants. From our perspective as volunteer managers, mechanical removal of exotics is clearly the most successful technique for meeting our various goals, which include not only controlling invasives, but also building a dedicated constituency for stewardship.

In its apparent focus on chemical control as the favored control technique, CalEPPC is limiting its effectiveness as a broadbased advocacy group. Setting aside

for the moment public health and ecological concerns, herbicides may offer the most efficient control of certain invasives in strictly utilitarian terms (e.g., cost per acre). Such an accounting, however, discounts the intangible, and yet very real, benefits of mechanical control as a way of increasing public awareness of the problem and developing support for stewardship.

By offering a wider selection of symposium talks focused on volunteer management, mechanical techniques, and public education initiatives, CalEPPC could help meet the needs of an important and growing constituency in public agencies: managers who, because of shrinking budgets, are becoming increasingly dependent on volunteers to carry out wildlands management.

Again, we would like to emphasize that we do not wish to limit discussions of chemical control at CalEPPC meetings. Our primary concern is that other perspectives, particularly those of volunteers and the land managers they work for, be granted greater visibility and status within our organization. Forming a working group on volunteer management is one method of doing so. Nevertheless, we think that symposium sessions should also include several speakers addressing such issues. Volunteer management, one wag has said, is one of those areas (like bad breath) which people often overlook or are unaware of their own need for help.

Thanks for listening to our concerns. We invite spirited and creative discussion of these topics in future issues of *CalEPPC News*. Open discussion will only make CalEPPC a stronger and more effective organization.

Sincerely,

Kim Cooper,
Point Reyes National Seashore


Sue Gardner and Bob Wright
Golden Gate National Parks Association

Grey,
UC Natural Reserve System

Pete Holloran,
California Native Plant Society

Tim Hyland,
California State Parks

Ken Moore,
Wildlands Restoration Team



1996 CalEPPC Membership Form

If you would like to join CalEPPC, please remit your calendar dues using the form provided below. All members will receive the CalEPPC newsletter, be eligible to join CalEPPC working groups, be invited to the annual symposium and participate in selecting future board members. Your personal involvement and financial support are the key to success. Additional contributions by present members are welcomed!

<input type="checkbox"/> Status	Individual	Institutional
<input type="checkbox"/> Retired/Student*	\$15.00	N/A
<input type="checkbox"/> Regular	\$25.00	\$100.00
<input type="checkbox"/> Contributing	\$50.00	\$250.00
<input type="checkbox"/> Sustaining	\$250.00	\$1000.00
<input type="checkbox"/> Lifetime	\$1000.00	N/A

Please make your check payable to **CalEPPC** and mail with this application form to:

CalEPPC Membership
 c/o Sally Davis
 31872 Joshua Drive, #25D
 Trabuco Canyon, CA 92679

Name

Affiliation

Address

City/State/Zip

Office Phone

Home Phone

Fax

email

* Students, please include current registration and/or class schedule



A letter from the Editor

As you may have noticed, **CalEPPC News** Volume 4 Number 3 is different than most editions. I have combined the Summer and Fall editions into one and I do apologize for doing so. I don't like to give excuses (such as I have been incredibly busy, and/or there was no input). I will pledge that in the future I will produce an issue on schedule every quarter. And to do so, I need assistance from you. Yes, you!

I am asking for your input - input from the field. What have you done lately to eradicate your least favorite pest plant? What works for you and what doesn't? Do you have a success story? I would like to receive your failure stories also.

Please share this information with not only your fellow members, but with all the individuals out there who read this newsletter who have not

joined CalEPPC. The purpose of this newsletter is to facilitate communication and the exchange of information regarding **all** aspects of exotic pest plant control and management. I truly desire to reach that goal with every issue. As you review this current newsletter, you may notice that many of the articles are no longer than two or three paragraphs. I do not desire scientific tomes. **CalEPPC News** comprises informational articles which the lay person can understand and implement.

I am also asking you to submit a Letter to the Editor. Do you have questions on exotic pest plants for which you cannot find the answers? Do you like/dislike, agree/disagree with any article presented herein? (I certainly would like to receive some discussion on the group *Letter to the Editor* in this edition.) If you participate in this exchange of information, **CalEPPC News** will provide a forum where all interested parties may participate and share the benefits of the information generated.

Sally Davis, Editor



**CALIFORNIA
 EXOTIC
 PEST PLANT
 COUNCIL**

NON-PROFIT ORG.
 U.S. POSTAGE
PAID
 SACRAMENTO, CA
 PERMIT NO. 2195